

**CYSA**

CONNECTICUT YOUTH  
SERVICES ASSOCIATION

---

# 2024 LEGISLATIVE MEETINGS

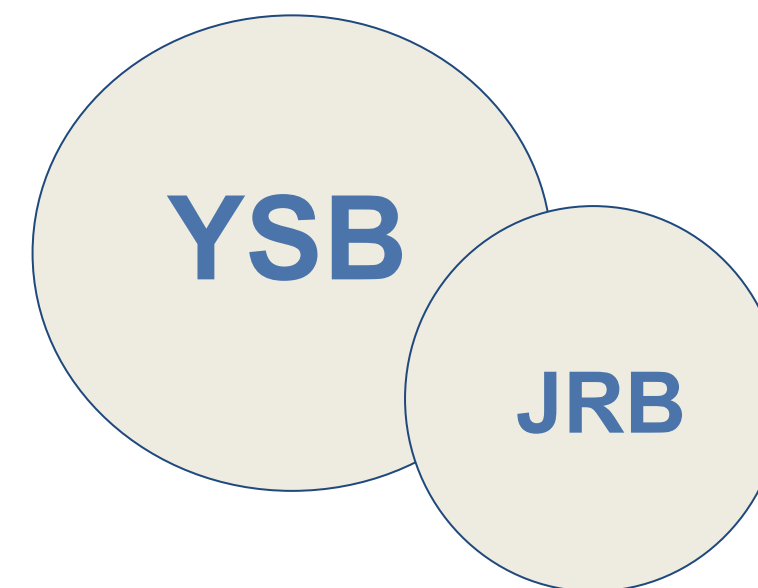
# Youth Service Bureaus: Overview

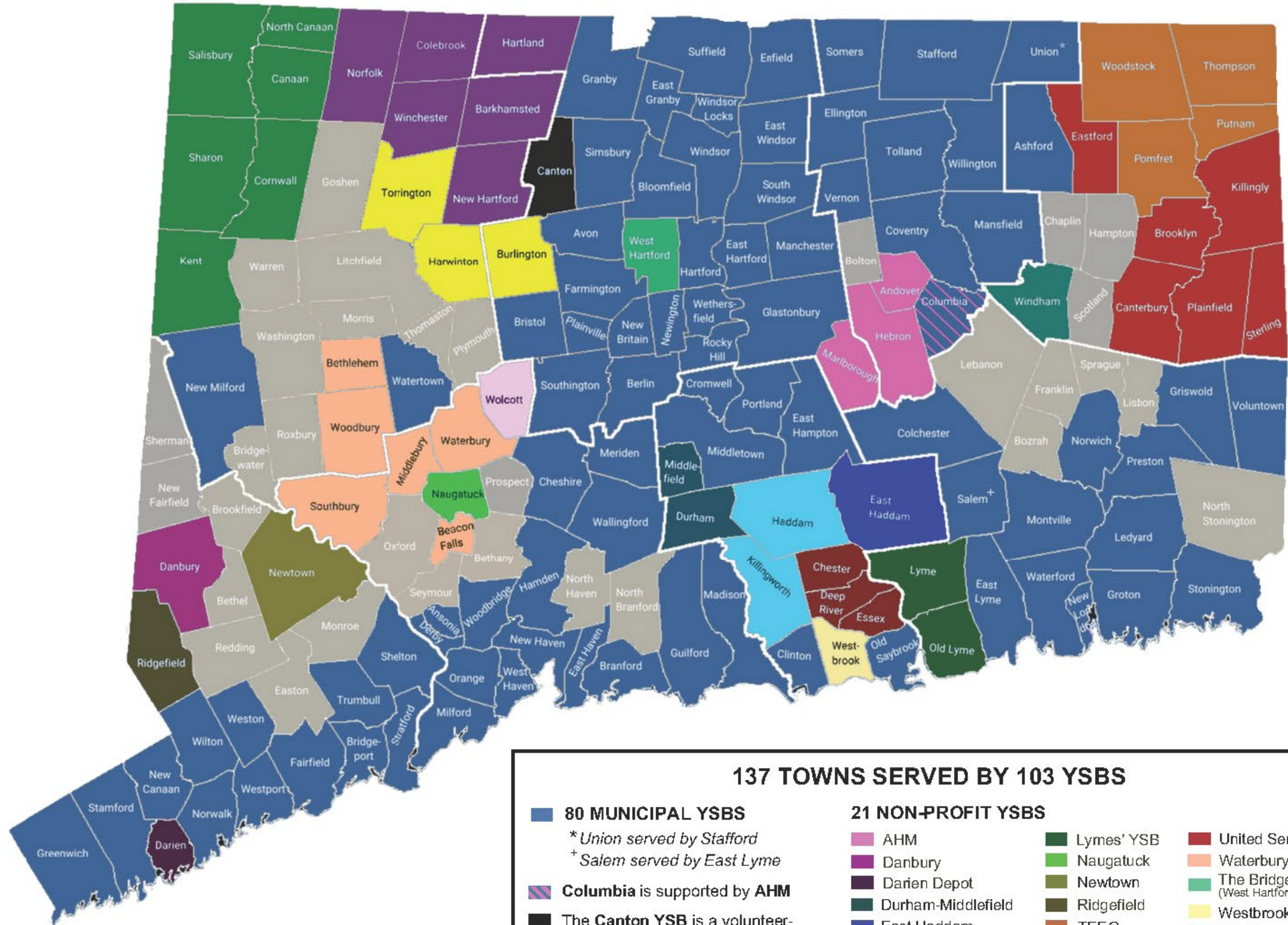
## What is a Youth Service Bureau (YSB)?

- **Community Hub:** Operated directly by one or more municipalities or by nonprofit entities.
  - Designed to assess needs and coordinate programs and services for youth and their families within their communities.
  - Created in the late 1960s, YSBs address growing youth problems including but not limited to crime, family crisis, school truancy and substance abuse.
- The 103 YSBs serve children ages birth to 18 (up to 21 if in school) in 137 communities across Connecticut.
- YSBs created Juvenile Review Boards (JRBs) over 50 years ago as part of their diversionary responsibility. Today most JRBs fall under the umbrella of the YSB, however, 10% are run by other entities.



Connecticut Youth Services Association (CYSA) leads, strengthens, supports and advocates on behalf of a unified network of Youth Service Bureaus dedicated to the well-being of Connecticut's youth and families.





### 137 TOWNS SERVED BY 103 YSBS

- |   |   |   |  |
|---|---|---|--|
| <span style="color: blue;">■</span> <b>80 MUNICIPAL YSBS</b>  | <b>21 NON-PROFIT YSBS</b>                                   |   |  |
| * Union served by Stafford  | <span style="color: pink;">■</span> AHM                     | <span style="color: green;">■</span> Lymes' YSB     | <span style="color: red;">■</span> United Services                   |
| + Salem served by East Lyme   | <span style="color: purple;">■</span> Danbury               | <span style="color: lightgreen;">■</span> Naugatuck | <span style="color: orange;">■</span> Waterbury                      |
| <span style="color: blue; border: 1px dashed blue;">■</span> <b>Columbia</b> is supported by AHM                  | <span style="color: darkred;">■</span> Darien Depot         | <span style="color: olivegreen;">■</span> Newtown   | <span style="color: lightgreen;">■</span> The Bridge (West Hartford) |
| <span style="background-color: black;">■</span> The <b>Canton YSB</b> is a volunteer-based community organization | <span style="color: darkgreen;">■</span> Durham-Middlefield | <span style="color: brown;">■</span> Ridgefield     | <span style="color: yellow;">■</span> Westbrook                      |
| <span style="background-color: gray;">■</span> 32 TOWNS WITHOUT YSB COVERAGE                                      | <span style="color: blue;">■</span> East Haddam             | <span style="color: orange;">■</span> TEEG          | <span style="color: darkgreen;">■</span> Windham                     |
|   | <span style="color: cyan;">■</span> Haddam-Killingworth     | <span style="color: yellow;">■</span> Torrington    | <span style="color: purple;">■</span> Winchester                     |
|   | <span style="color: green;">■</span> Housatonic             | <span style="color: darkred;">■</span> Tri-Town     | <span style="color: pink;">■</span> Wolcott                          |

**YSB  
Youth/Families  
Served by the  
Numbers**

**349,451**

**Youth/Families Served  
by YSBs in FY23**

**Tier 1: 330,981 youth/families served**

Tier 1 is a one-time program or less than 20 hours of programming, often facilitated through large group activities or programs.

**Tier 2: 18,470 youth served**

Tier 2 programs typically last 20 or more hours, are more intensive and most often have a curriculum or specific long-lasting outcome.

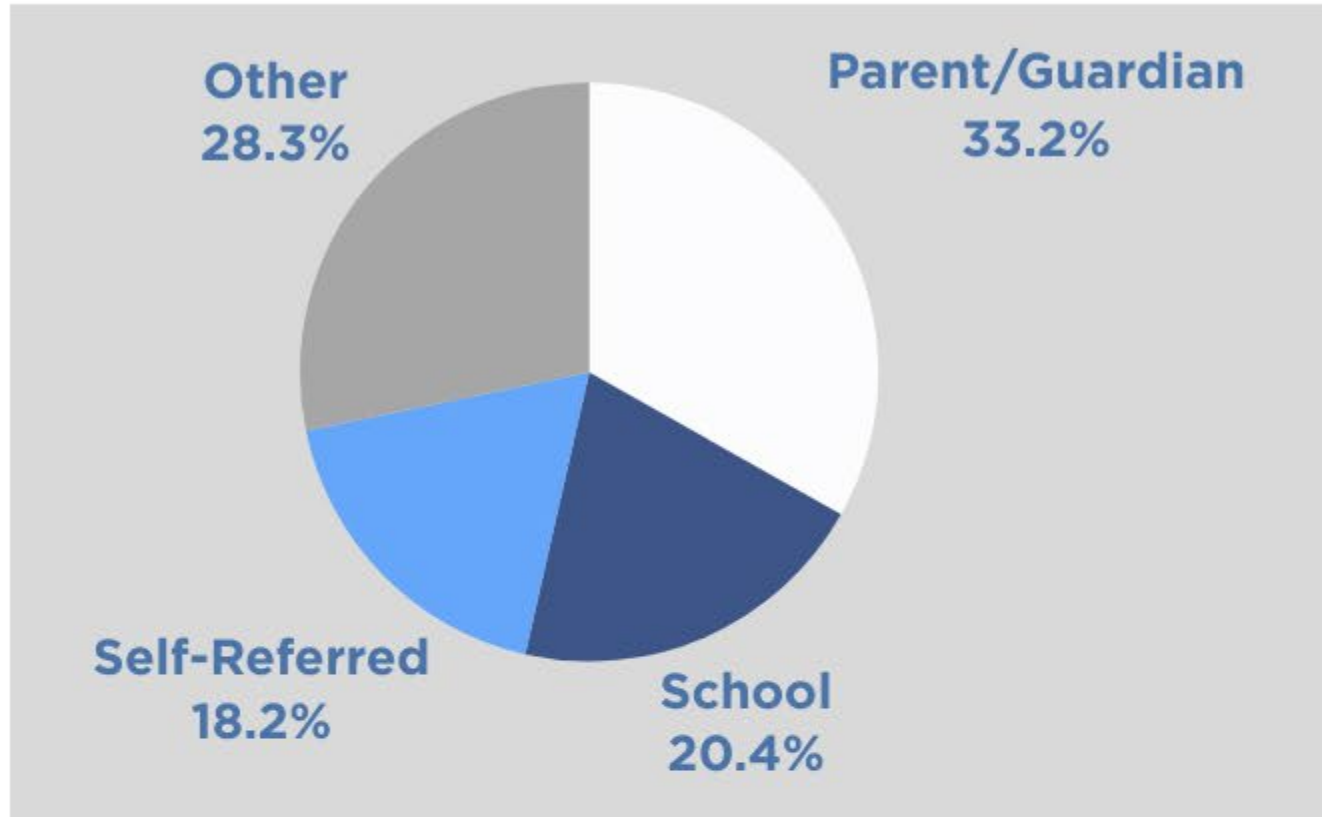
**In FY23, YSBs served 349,451 youth/families for a total state investment of only \$3,782,433**



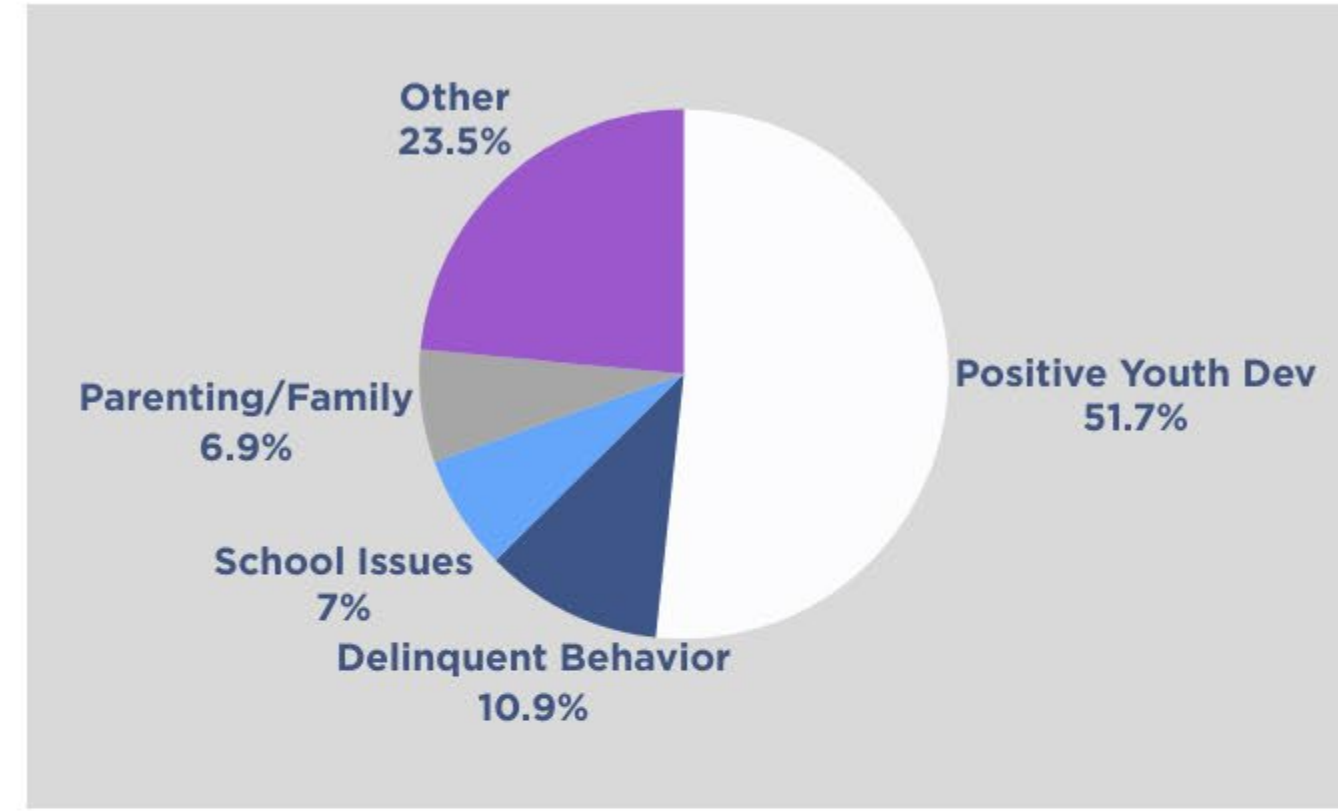
# FY23 YSB TIER 2 YOUTH SERVED: REFERRALS & SERVICES



REFERRAL SOURCE

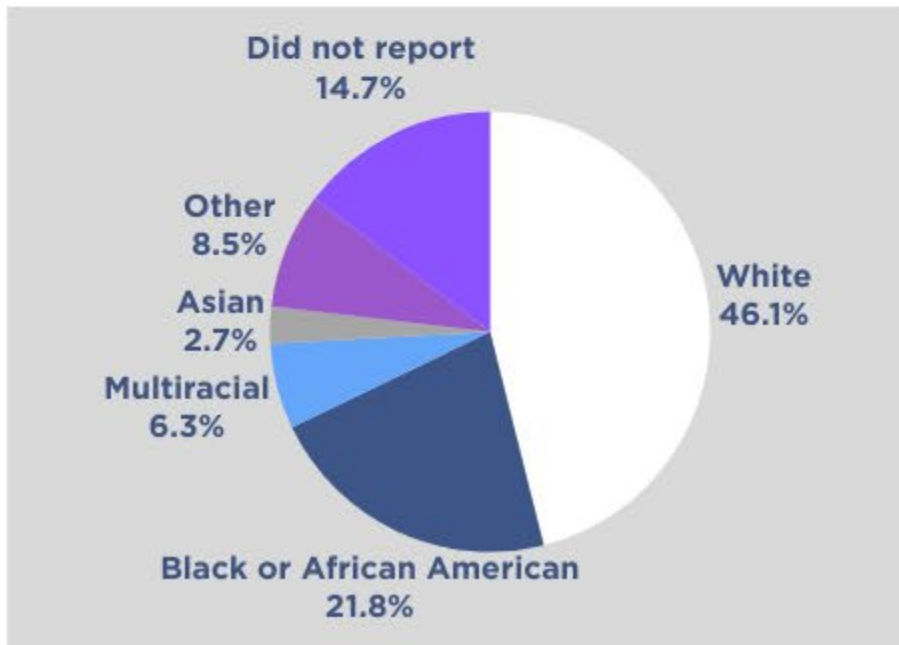


REFERRAL REASON

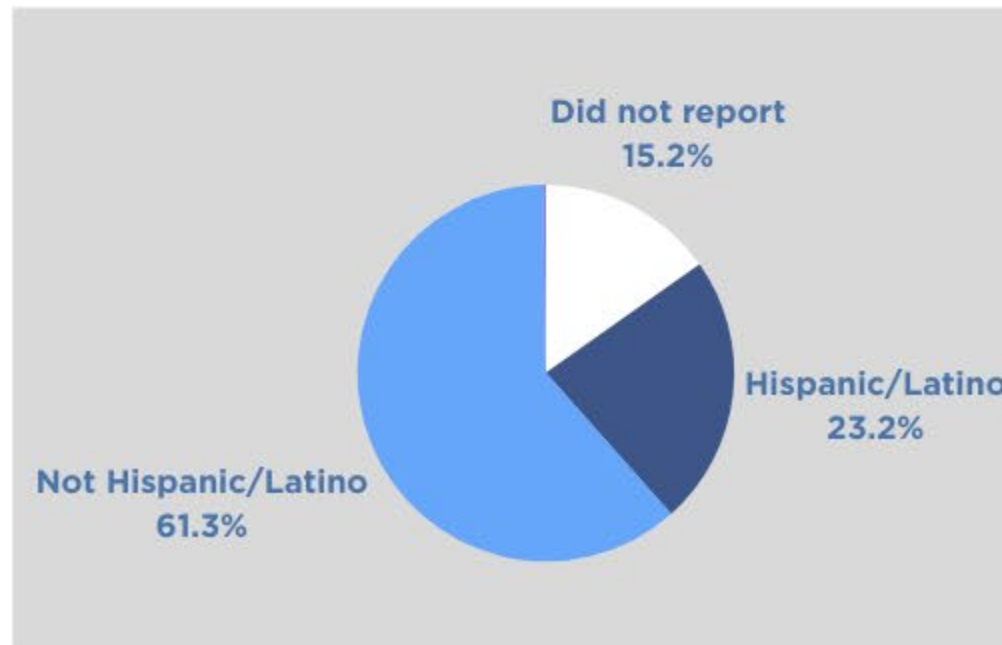


# FY23 YSB YOUTH SERVED: DEMOGRAPHICS

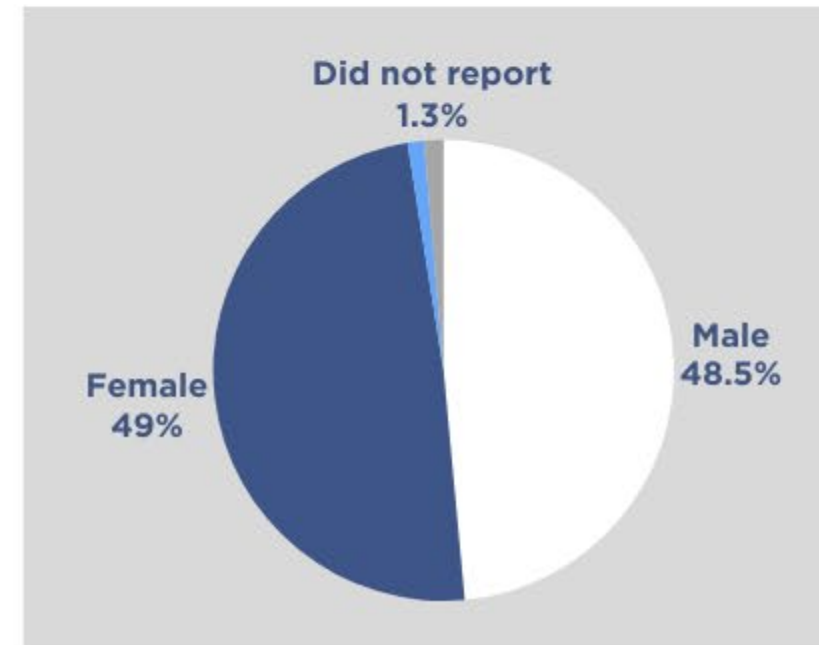
YOUTH SERVED BY RACE



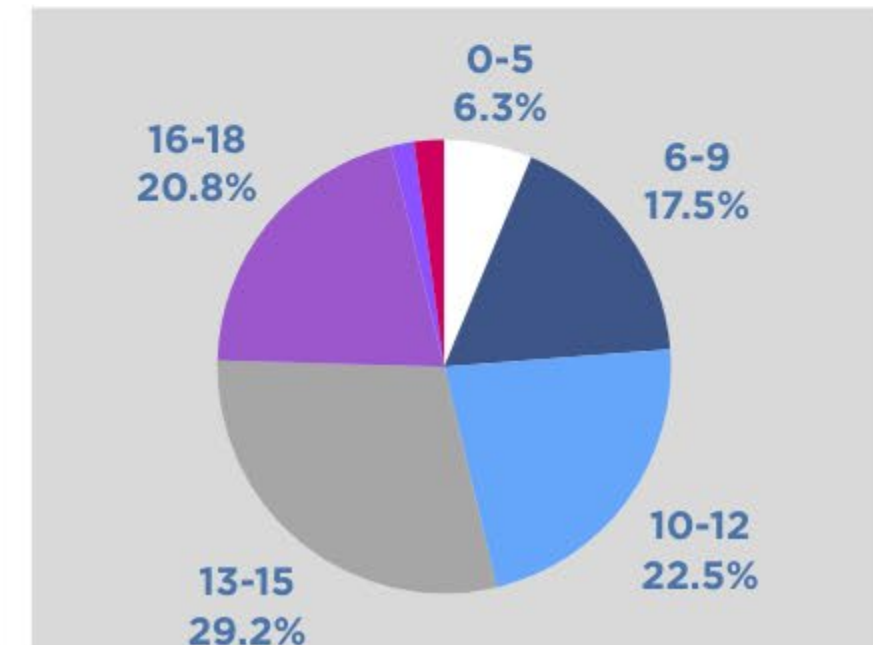
YOUTH SERVED BY ETHNICITY



YOUTH SERVED BY GENDER



YOUTH SERVED BY AGE



# Youth Service Bureaus: Funding

YSBs are codified in state statute CGS 10-19m and are required to conduct the Administrative Core Unit Functions (ACUs) which include **Management & Administration, Needs Assessment, Advocacy, Community Resource Development, and Community Involvement**

## State funding includes a Main Grant and Enhancement Grant

- **Main Grant: \$2,667,251**
  - Since 1996, each new YSB only receives \$14,000 annually. This amount must be matched 100% by the town and can include up to 50% of in-kind contributions.
  - YSBs created prior to 1996 (approx. ¼ of YSBs) are appropriated funding based on a legacy formula.
  - Current funding constitutes between 2% to 50% of a YSB's total budget (based on the individual YSB).
- **Enhancement Grant: \$1,115,182**
  - This funding is distributed by population formula to all 103 YSBs. As new YSBs are created, new funding is not allocated, instead the grant is recalculated causing the disbursements to decrease to all other YSBs.
  - FY24 funding by YSB ranges from \$5,679 to \$18,856.



# 2024 Request of the Appropriations Committee

## YOUTH SERVICE BUREAUS' LEGISLATIVE REQUEST

Youth Services Bureaus were created in 1972 as the community service hubs for youth in their cities and towns throughout Connecticut. Through state statute, YSBs are charged with, and are, the coordinating entities of community-based services which includes evaluation, planning, and implementation of programs serving the youth and families of our state.

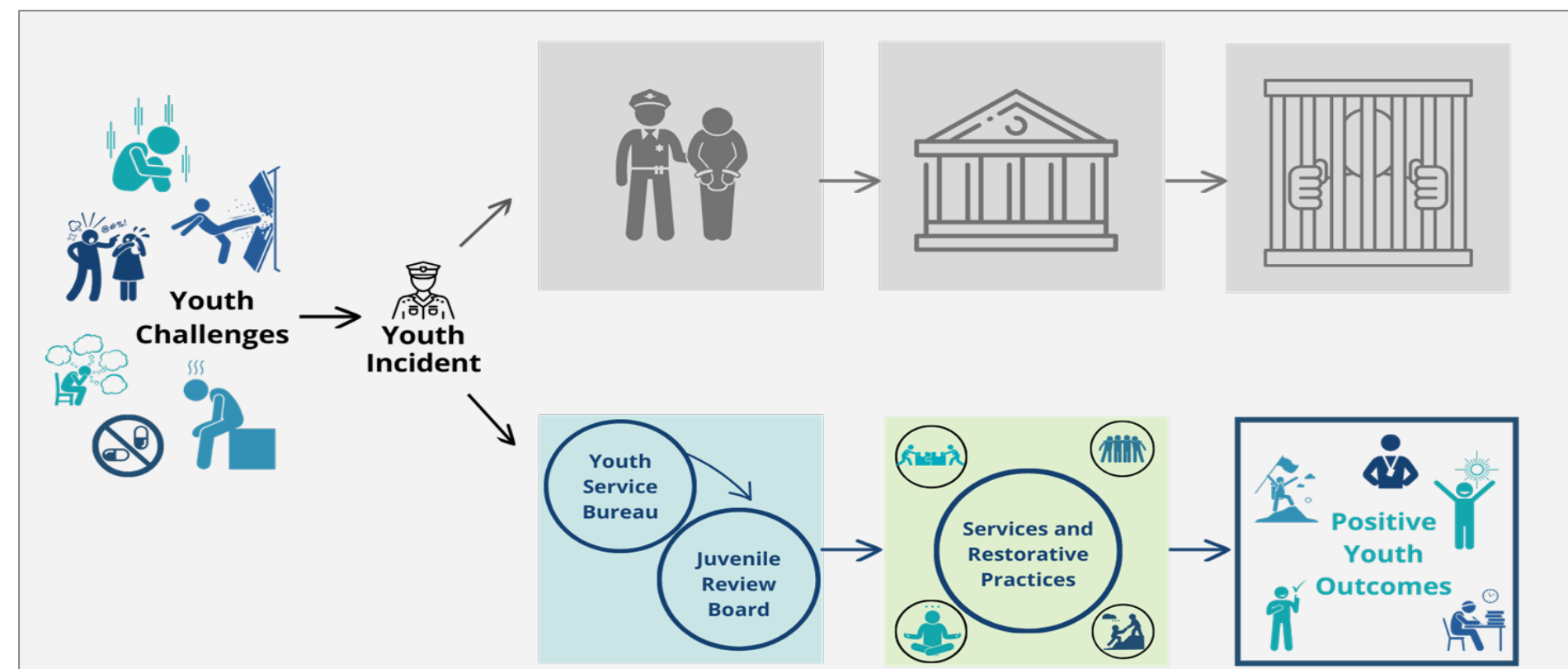
CYSA respectfully requests the Appropriations Committee consider creating an annualized 3% COLA increase for the YSB Main Grant line item and the Enhancement Grant line item (as is currently provided for the JRB Grant line item). YSBs continue to work diligently on behalf of their youth and families during these challenging times. This modest increase will help offset the current rate of inflation and align YSBs with other Connecticut nonprofit human service providers. In recent years, YSBs have been tasked with greater demands without additional financial support from the state. In fact, over the last 30 years there has been little significant change to YSB funding.

# Juvenile Review Boards: Overview and Process

- A Juvenile Review Board (JRB) is a community-based diversion program for youth who may otherwise be referred to the Juvenile Court for minor violations of the law.
- There are approximately 90 JRBs serving over 135 communities. Most fall under the umbrella of the YSB, however, 10% are run by other entities.
- JRB members and staff across the state have been receiving training over the last 3 years in Restorative Justice in an effort to begin to move away from the punitive approach and change the way JRBs work with youth.
- The JRB process aims to hold youth accountable for their behavior without resorting to legal sanctions or court oversight.
- Youth work with a panel of community members to acknowledge harm and create an agreement to repair harm done and to address underlying causes through a tailored set of services, programs, and activities.

Youth are referred by:

- Police
- Juvenile Court
- School
- Parents





# JRB Youth Served by the Numbers

# 2,561 Youth Served by JRBS in FY23

## FY24: Total State Funding for JRBS - \$1,718,554

City of Hartford - The Village - \$254,089

Bridgeport - RYASAP - \$225,856

New Haven - Urban Community Alliance - \$254,089

DCF Region 5 (Waterbury area) - \$343,983\*

All Other DCF Regions - \$640,537\* (36 total JRBS)

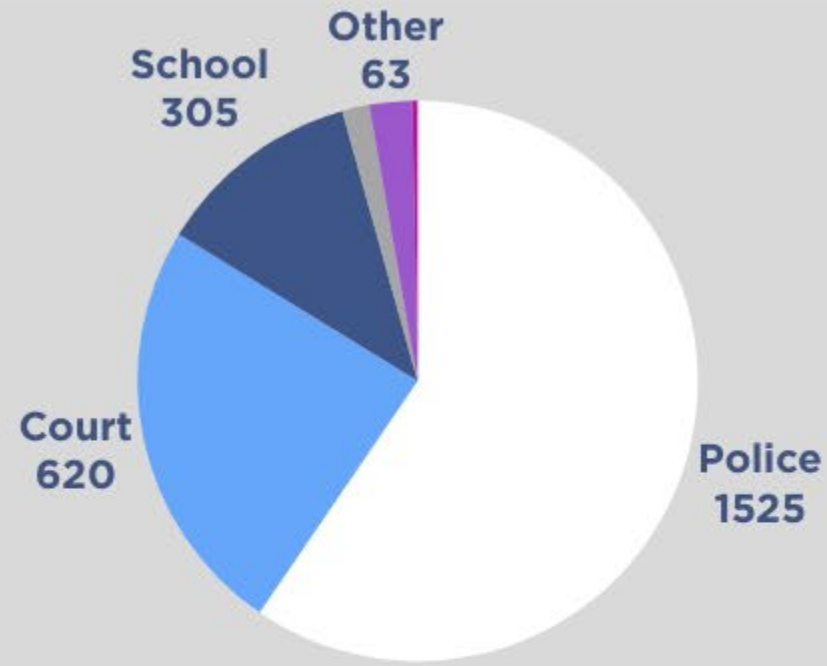
Approximately half of JRBS statewide are not funded through the DCF Support and Enhancement grant but may use a portion of their YSB grant if they so choose.

\*DCF Support and Enhancement funds

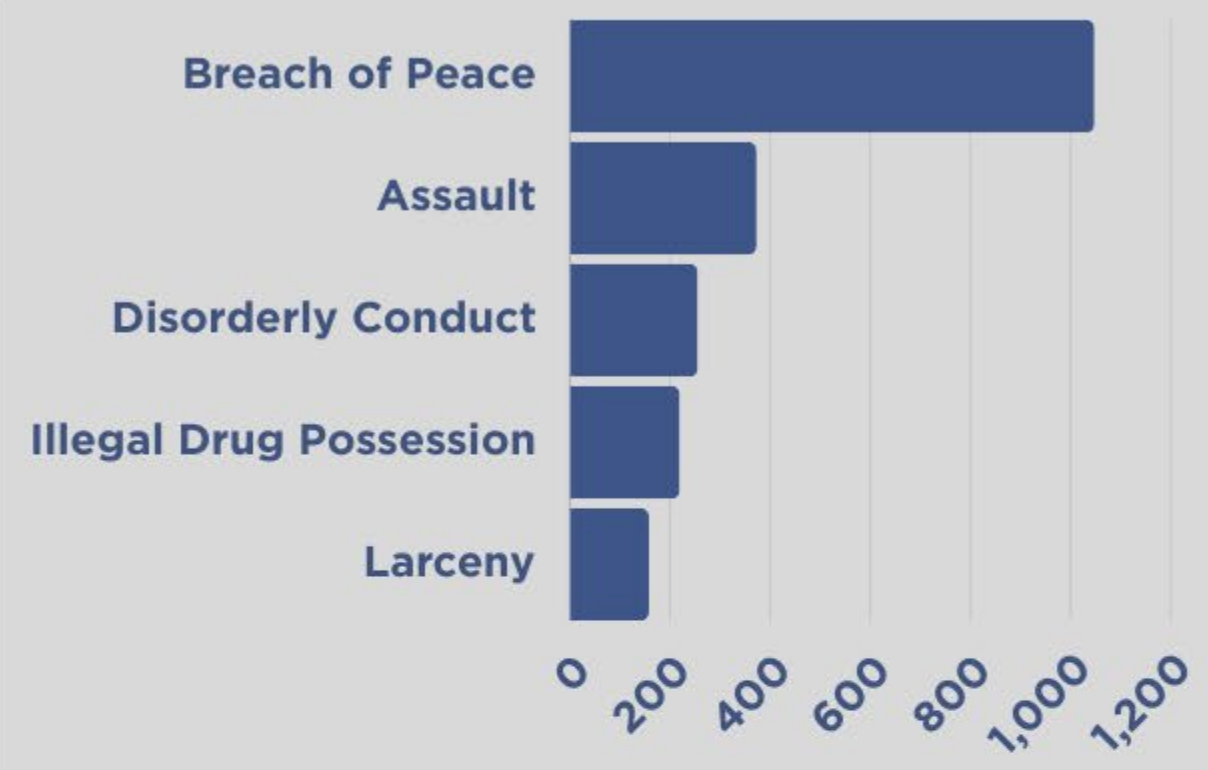


# FY23 JRB YOUTH SERVED: REFERRALS & COMPLETION

REFERRAL SOURCE



TOP FIVE REFERRAL REASONS

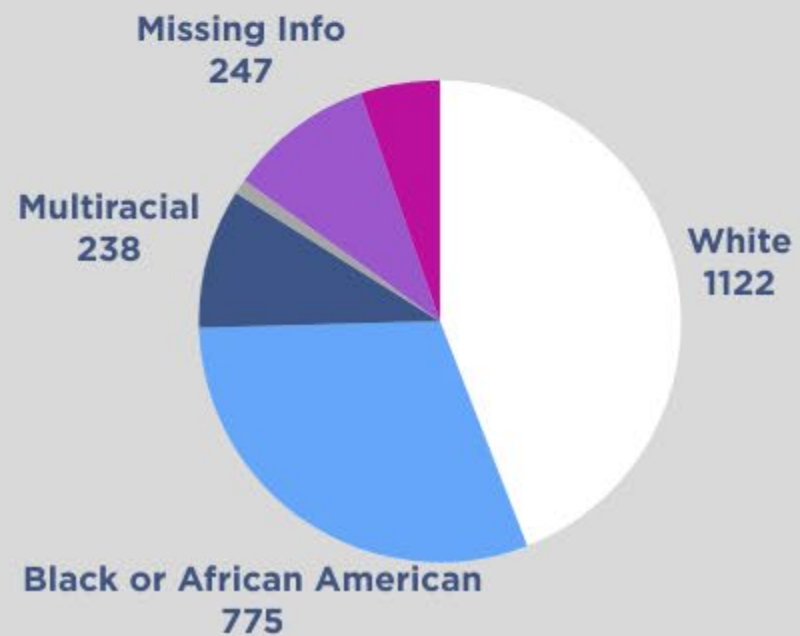


JRB COMPLETION

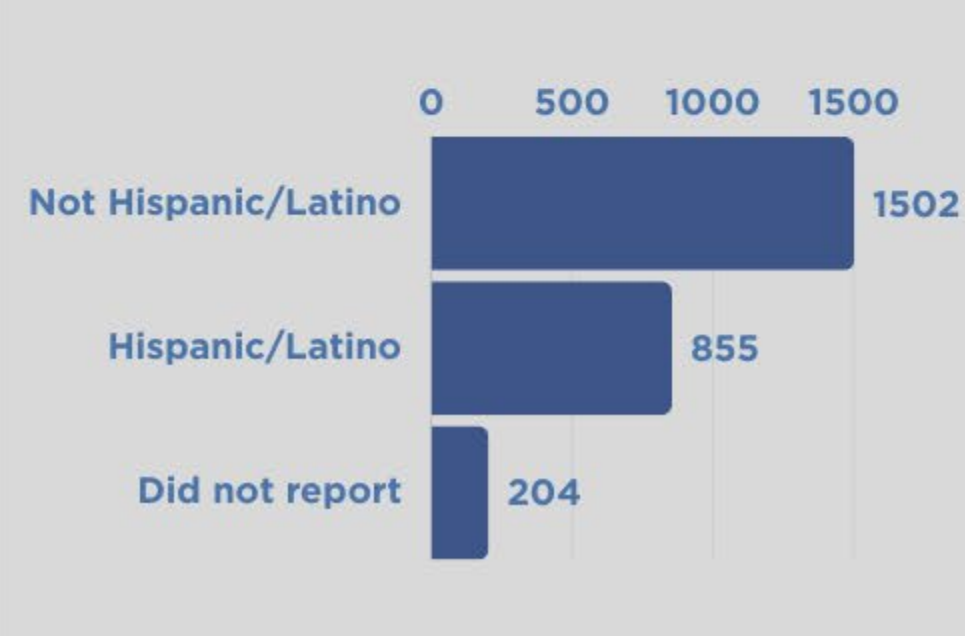


# FY23 JRB YOUTH SERVED: DEMOGRAPHICS

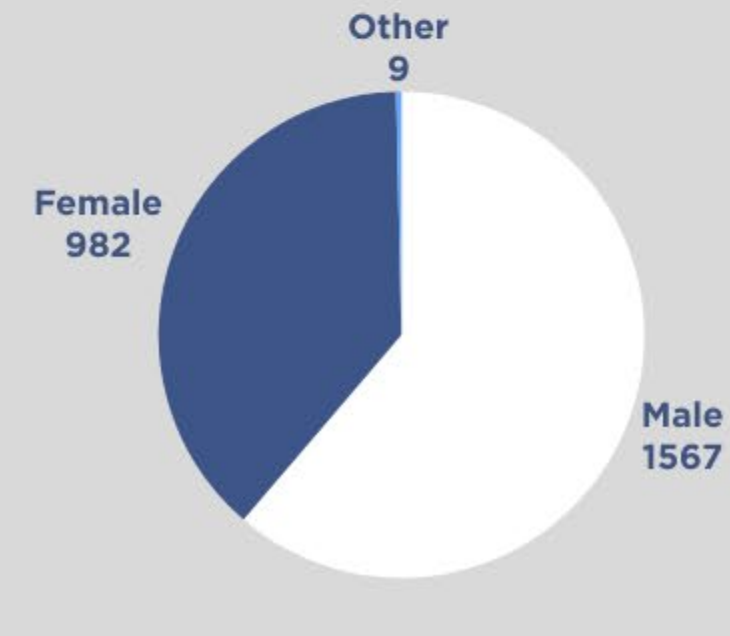
YOUTH SERVED BY RACE



YOUTH SERVED BY ETHNICITY



YOUTH SERVED BY GENDER



AGE AT INTAKE

